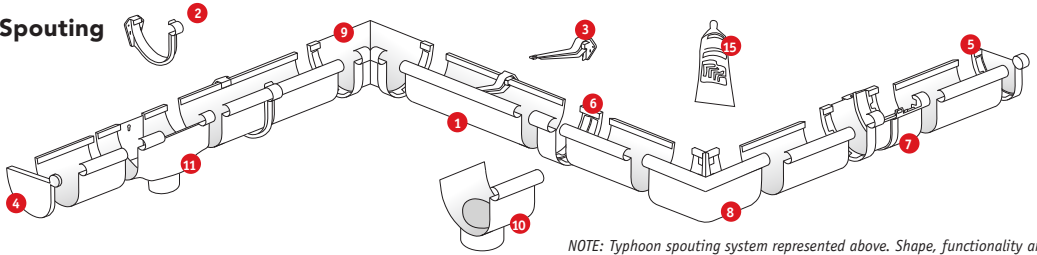


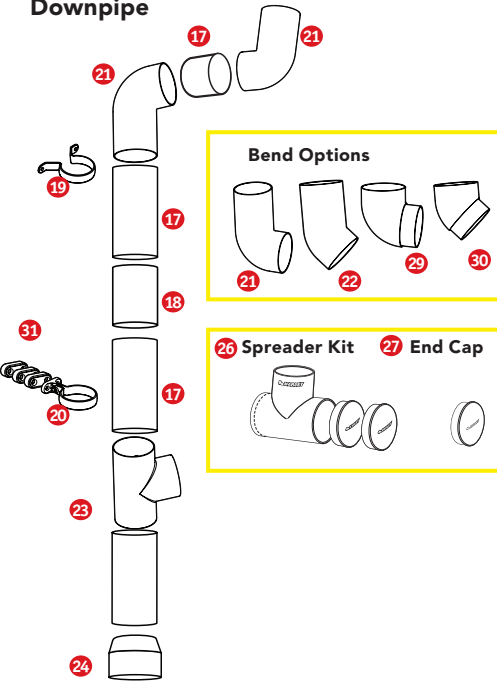
WHAT SPOUTING AND DOWNPIPE DO I NEED FOR MY PROJECT?

Spouting



NOTE: Typhoon spouting system represented above. Shape, functionality and availability of components will vary depending on the chosen spouting system.

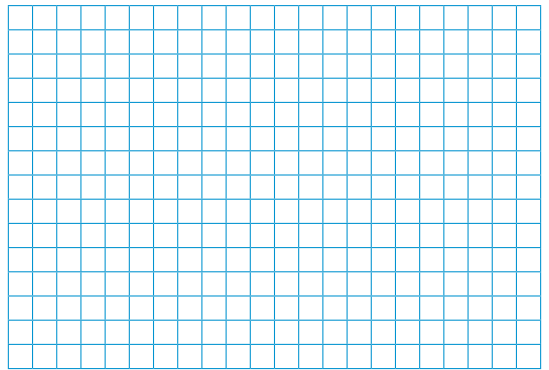
Downpipe



NOTE: Marley's Typhoon® spouting system and RP80® 80mm round downpipe systems have been used as examples in the diagrams shown on this page - shape, functionality and availability of components will vary depending on the specific spouting or downpipe system.

PLANNING

Step 1 - Draw your roof with accurate measurements in the table below.



Step 2 - Establish how many downpipes are needed using roof plan table (Fig.A) below.

Roof Pitch	Plan area of roof served by the downpipe in m ²	
	Eclipse/round65mm/ rectangular 65x50mm	Round 80mm/ rectangular 100x50mm
0° - 25°	60	100
25° - 35°	50	80
35° - 45°	40	70
45° - 55°	35	60

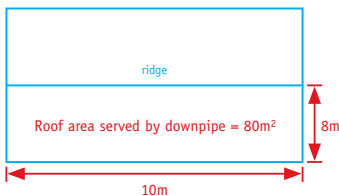
Using the gable end roof example (Fig B) - for a roof area of 80m² and a roof angle of 23°, you will require either of the following downpipe options.

Option 1 - as one RP80® 80mm round/rectangular 100x50mm downpipe services a roof area of 100m², then a roof area of 80m² would require one downpipe.

Option 2 - as one RP65® 65mm round/rectangular 65x50mm downpipe services a roof area of 60m², then a roof area of 80m² would require two downpipes.

*Based on Average Rainfall Intensity of 100mm per hour.
(E1-Surface Drainage Building Code 2002)

Fig B Gable End Roof



For more information: FREEPHONE 0800 MARLEY (0800 627539) www.marley.co.nz

Spouting – Please circle the product and indicate the quantity you require

Component	Classic ^c	FL2 ^r	Stormcloud ^r	Stormcloud ^r Grey Friars	Stormcloud ^r Ironsand	Typhoon ^r	Typhoon ^r Grey Friars	Typhoon ^r Ironsand	Typhoon ^r Copper	Typhoon ^r Titanium	Quantity Required
1 Spouting 3m length	MC1.3	FL1.3	MS1.3	-	-	MT1.3	-	-	-	-	
1 Spouting 4m length	-	-	-	MS1.4.GYF	MS1.4.IRO	-	MT1.4.GYF	MT1.4.IRO	MT1.4.COP	MT1.4.TTN	
1 Spouting 5m length	MC1.5	FL1.5	MS1.5	-	-	MT1.5	-	-	-	-	
2 External bracket	-	FL2E	-	-	-	MT2E	MT2E.GYF	MT2E.IRO	MT2E.COP	MT2E.TTN	
3 Internal bracket	MC2	FL2I	MS2	MS2.GYF	MS2.IRO	MT2I	MT2I.GYF	MT2I.IRO	MT2I.COP	MT2I.TTN	
4 Spouting Stopend (LH)	MC3	FL3	MS3	MS3.GYF	MS3.IRO	MT3	MT3.GYF	MT3.IRO	MT3.COP	MT3.TTN	
5 Spouting Stopend (RH)	MC4	FL4	MS4	MS4.GYF	MS4.IRO	MT4	MT4.GYF	MT4.IRO	MT4.COP	MT4.TTN	
6 Spouting joiner	MC5	FL5	MS5	MS5.GYF	MS5.IRO	MT5	MT5.GYF	MT5.IRO	MT5.COP	MT5.TTN	
7 Expansion joiner	MC17	FL17	MS17	MS17.GYF	MS17.IRO	MT17	MT17.GYF	MT17.IRO	MT17.COP	MT17.TTN	
8 External corner 90°	MC6	FL6	MS6	MS6.GYF	MS6.IRO	MT6	MT6.GYF	MT6.IRO	MT6.COP	MT6.TTN	
9 Internal corner 90°	MC7	FL7	MS7	MS7.GYF	MS7.IRO	MT7	MT7.GYF	MT7.IRO	MT7.COP	MT7.TTN	
11 Expansion outlet 65mm	MC8.65	FL8.65	MS8.65	MS8.65.GYF	MS8.65.IRO	-	-	-	-	-	
11 Expansion outlet 80mm	MC8.80	FL8.80	MS8.80	MS8.80.GYF	MS8.80.IRO	MT8.80	MT8.80.GYF	MT8.80.IRO	MT8.80.COP	MT8.80.TTN	
10 Dropper outlet 65mm (only short runs)	MC11.65	MC11.65	MC11.65	-	-	-	-	-	-	-	
10 Dropper outlet 80mm (only short runs)	MC11.80	MC11.80	MC11.80	-	-	MT11.80	MT11.80.GYF	MT11.80.IRO	MT11.80.COP	MT11.80.TTN	
10 Dropper outlet 100mm (only short runs)	MC11.100.50	MC11.100.50	MC11.100.50	-	-	-	-	-	-	-	
15 Marley MCS ^c Solvent Cement (180g tube)	MCS	MCS	MCS	MCS.GYF	MCS.IRO	MCS	MCS.GYF	MCS.IRO	MCS.COP	MCS.TTN	

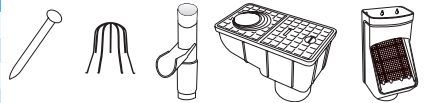
NOTE: Custom made spouting special angles are available upon request. Create a template, labelling where fascia is, with accurate measurements of the angle, indicating the Marley spouting profile; plus if it is an internal or external angle. Take the template into your nearest Marley stockist. Delivery will take 7-10 working days.

Downpipe – Please circle the product and indicate the quantity you require

Component	Rectangular 65 x 50mm	Rectangular 100 x 50mm	RP65 ^r 65mm Round	RP80 ^r 80mm Round	RP80 ^r Grey Friars	RP80 ^r Ironsand	RP80 ^r Copper	RP80 ^r Titanium	Quantity Required
17 Downpipe	MC16 (not socketed)	MC140 (not socketed)	RP65	RP80	RP80.GYF (not socketed)	RP80.IRO (not socketed)	RP80.COP (not socketed)	RP80.TTN (not socketed)	
18 Downpipe joiner	MC14	MC149	RS65	RS80	RS80.GYF	RS80.IRO	RS80.COP	RS80.TTN	
19 Saddle pipe clip	MC22	MC144	RC65	RC80	RC80.GYF	RC80.IRO	RC80.COP	RC80.TTN	
20 Adjustable pipe clip	MC22S	MC144S	RC65.2	RC80.2	RC80.2.GYF	RC80.2.IRO	RC80.2.COP	RC80.2.TTN	
31 Adjustable pipe clip spacer	-	-	-	RC80.2S	RC80.2S.GYF	RC80.2S.IRO	RC80.2S.COP	RC80.2S.TTN	
21 F+F bend - 95°	MC13	MC142	RB2.65	RB2.80	RB2.80.GYF	RB2.80.IRO	RB2.80.COP	RB2.80.TTN	
29 M+F bend - 95°	-	-	-	RB4.80	RB4.80.GYF	RB4.80.IRO	RB4.80.COP	RB4.80.TTN	
22 F+F bend - 43°	MC12 (112°)	MC145 (45°)	RB3.65 (112°)	RB3.80	RB3.80.GYF	RB3.80.IRO	RB3.80.COP	RB3.80.TTN	
30 M+F bend - 43°	-	-	-	RB5.80	RB5.80.GYF	RB5.80.IRO	RB5.80.COP	RB5.80.TTN	
23 Junction - 95°	MC20 (112°)	MC148T	RJ65	RJ80	RJ80.GYF	RJ80.IRO	RJ80.COP	RJ80.TTN	
24 Transition adaptor to round - 65mm	MC19.65	-	-	-	-	-	-	-	
24 Transition adaptor to round - 80mm	MC19.80	MC141.80	RA65.80	RAS80 (AHI 80mm)	-	-	-	-	
24 Transition adaptor to round - 90mm	-	MC141.90	RA65.90	RA80.90	RA80.90.GYF	RA80.90.IRO	RA80.90.COP	RA80.90.TTN	
24 Transition adaptor to round - 100mm	-	-	-	RA80.100	RA80.100.GYF	RA80.100.IRO	RA80.100.COP	RA80.100.TTN	
26 Spreader kit	-	-	-	SKIT80	SKIT80.GYF	SKIT80.IRO	SKIT80.COP	SKIT80.TTN	
27 End Cap	-	-	-	CS80	CS80.GYF	CS80.IRO	CS80.COP	CS80.TTN	

Accessories

Item Code	Component	Quantity Required	Item Code	Component	Quantity Required
MCNAILS	Galvanised nails		RWLS	Leafslide ^r White	
RWST	Outlet Strainer		RWLS.GYF	Leafslide ^r Grey Friars	
RWDD	Downpipe diverter		RWLS.IRO	Leafslide ^r Ironsand	
1SD6166	Untrapped Rainwater Gully		RWLS.COP	Leafslide ^r Copper	
			RWLS.TTN	Leafslide ^r Titanium	



For more information: FREEPHONE 0800 MARLEY (0800 627539) www.marley.co.nz